



Asset Management: The Road is fraught with Potholes

September 22, 2016








Rob










KPNS



**ASSET
MANAGEMENT**

"Our books are balanced. 50% of our numbers are real and 50% are made up."







As soon as you do this....




You need to start doing that.....





No decision
is still a decision.





"What if we don't change at all ...
and something magical just happens?"






I'M FROM THE
GOVERNMENT,
I'M HERE
TO HELP













Data is **AWESOME**

Looking at the Data

- Do you see data under the 2015 column?


Uh-oh, better talk to your staff, you are potentially at risk of missing an important deadline!




Looking at the Data

Asset Consumption Ratio

- How does your municipality compare to the thresholds?
- How does your municipality compare to your peer group, northwestern Ontario, northern Ontario, and the province?
- Is the trend for your municipality improving, getting worse, or staying the same?



Looking at the Data



"I'll pause for a moment so you can let this information sink in."

Asset Sustainability Ratio

How does your municipality compare to the thresholds?

How does your municipality compare to your peer group, northwestern Ontario, northern Ontario, and the province?

Is the trend for your municipality improving, getting worse, or staying the same?

